



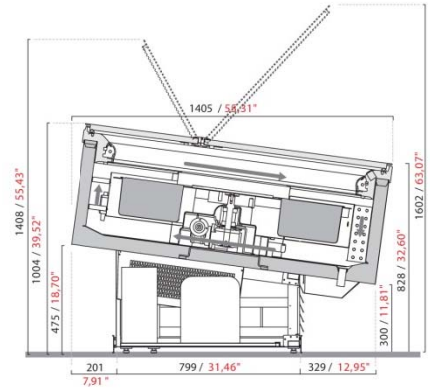
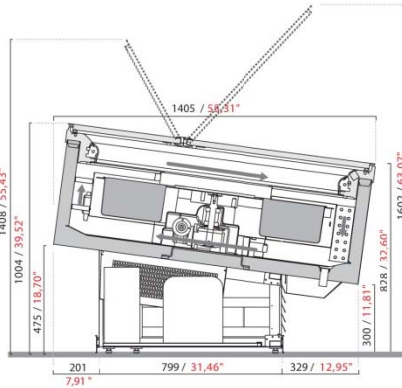
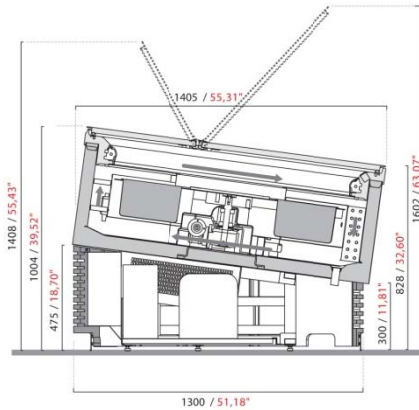
# TONDA

## GELATO GELATO DISPLAY CASE



CARATTERISTICHE TECNICHE	OPTIONAL	TECHNICAL SPECIFICATIONS	OPTIONALS
<ul style="list-style-type: none"> <li>- vasca monoblocco schiumata in poliuretano iniettato a 40 kg/m3</li> <li>- chiusura ermetica tramite vetro camera temperato, pirolitico e riscaldato</li> <li>- illuminazione LED perimetrale</li> <li>- termostato elettronico con visualizzatore temperatura e ripetitore lato cliente</li> <li>- sistema di rotazione nei due sensi con comandi a pedale o manuale</li> <li>- refrigerazione ventilata con evaporatore semicircolare</li> <li>- sbrinamento a gas caldo</li> <li>- gestione degli sbrinamenti tramite sistema RDF (Reduced Defrosting Frequency)</li> </ul>	<ul style="list-style-type: none"> <li>- vassoi inox porta torte</li> <li>- lavaporzionate</li> <li>- unità condensatrice remota</li> <li>- sbrinamento a inversione di ciclo</li> <li>- tropicalizzazione: unità condensatrice remota testata a +43°C ambiente</li> </ul>	<ul style="list-style-type: none"> <li>- monobloc foam tank insulated with injected polyurethane (40 kg/m3)</li> <li>- airtight closure with heated, tempered, pyrolytic, double glass</li> <li>- LED lighting</li> <li>- electronic thermostat with temperature display and relative repeater on customer's side</li> <li>- 2-way rotation, with pedal or manual controls</li> <li>- ventilated refrigeration system with semicircular evaporator</li> <li>- hot gas defrosting system</li> <li>- defrosting controlled by RDF system (Reduced Defrosting Frequency)</li> </ul>	<ul style="list-style-type: none"> <li>- stainless steel cakes tray</li> <li>- scoop washer</li> <li>- remote condensing unit</li> <li>- reverse cycle defrosting system</li> <li>- tropicalization: remote condensing unit tested at +43°C / 109.4°F ambient temperature</li> </ul>

### SEZIONI SECTION VIEWS



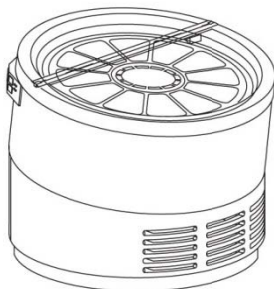
BASE TONDA / ROUND BASE

L 1350 / 53.14"

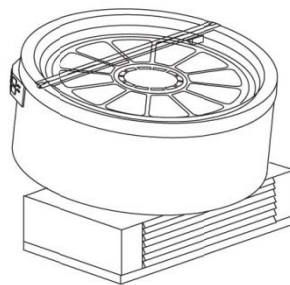
L 1500 / 59.05"

### TONDA UC

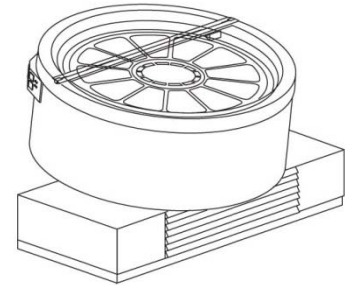
con unità condensatrice a bordo with built-in air-cooled condensing unit



BASE TONDA / ROUND BASE



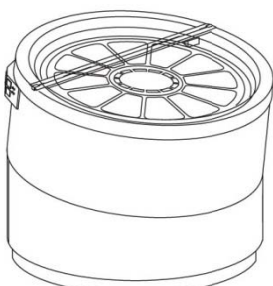
L 1350 / 53.14"



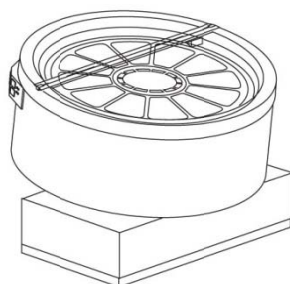
L 1500 / 59.05"

### TONDA NUC

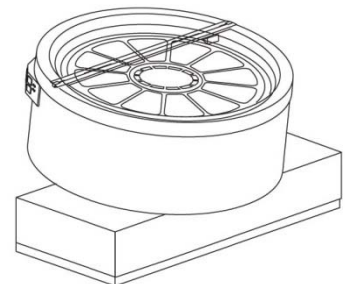
senza unità condensatrice without condensing unit








BASE TONDA / ROUND BASE



L 1350 / 53.14"




L 1500 / 59.05"

A1	A2	A1+B+C	A2+B+C	B+C
				
12	12	15	15	18
Capienza vaschetta A1 A1 pan capacity	Capienza vaschetta A2 A2 pan capacity	Capienza vaschetta A1+B+C A1+B+C pan capacity	Capienza vaschetta A2+B+C A2+B+C pan capacity	Capienza vaschetta B+C B+C pan capacity
A1 - H 120 mm / 4.72" 5 L	A2 - H 165 mm / 6.5" 7 L	A1 - H 120 mm / 4.72" 5 L B - H 160 mm / 6.3" 4 L C - H 165 mm / 6.5" 5 L	A2 - H 165 mm / 6.5" 7 L B - H 160 mm / 6.3" 4 L C - H 165 mm / 6.5" 5 L	B - H 160 mm / 6.3" 4 L C - H 165 mm / 6.5" 5 L

DIMENSIONI, PESO E IMBALLO DIMENSIONS, WEIGHT AND PACKAGING

MODELLO MODEL	LUNGHEZZA LENGTH		PROFONDITÀ DEPTH		PESO WEIGHT		DIMENSIONE IMBALLO PACKAGING DIMENSIONS		PESO con imballo CRATED WEIGHT	
	mm	in	mm	in	kg	lb	mm	in	kg	lb
BASE TONDA	1356	53.39"	1405	55.31"	300	661	1664x1664xH1309	65.5"x65.5"xH51.5"	389	858
L 1350	1362	53.62"	1405	55.31"	300	661	1664x1664xH1309	65.5"x65.5"xH51.5"	389	858
L 1500	1512	59.53"	1405	55.31"	300	661	1664x1664xH1309	65.5"x65.5"xH51.5"	389	858

DATI TECNICI TECHNICAL SPECIFICATIONS

		<b>UC</b> CON MOTORE A BORDO WITH BUILT-IN AIR-COOLED CONDENSING UNIT				TENSIONE E FREQUENZA VOLTAGE AND FREQUENCY V/Ph/Hz <b>208-220/1/60</b>					
MODELLO MODEL	POTENZA COMP. HP	BREAKER SIZE	MCA	MOP	RESA CAPACITY		CLASSE CLIMATICA CLIMATE CLASS			TEMPERATURA DI ESERCIZIO OPERATING TEMPERATURE	
	HP	A	A	A	W/h -30°C	BTU/h -22°F	°C	°F	U.R. R.H.	°C	°F
BASE TONDA	2	15	12	17	1500	5.115	35°C	95°F	60%	-2°C; -18°C	+28.4°F; -0.4°F
L 1350	2	15	12	17	1500	5.115	35°C	95°F	60%	-2°C; -18°C	+28.4°F; -0.4°F
L 1500	2	15	12	17	1500	5.115	35°C	95°F	60%	-2°C; -18°C	+28.4°F; -0.4°F

		<b>UC</b> CON MOTORE A BORDO WITH BUILT-IN AIR-COOLED CONDENSING UNIT				TENSIONE E FREQUENZA VOLTAGE AND FREQUENCY TRIFASE - V/Ph/Hz <b>400/3/50</b> MONOFASE - V/Ph/Hz <b>230/1/50</b>					
---	--	---	--	--	--	--	--	--	--	--	--

MODELLO MODEL	POTENZA ASSORBITA CURRENT CONSUMPTION		RESA COOLING CAPACITY		CLASSE CLIMATICA CLIMATE CLASS			TEMPERATURA DI ESERCIZIO OPERATING TEMPERATURE					
	trifase 400/3/50	monofase 230/1/50	trifase 400/3/50	monofase 230/1/50	°C	°F	U.R. R.H.	°C	°F				
	W	A	W	A	W/h -30°C	BTU/h -22°F							
BASE TONDA	1625	4.48	1910	10.03	1200	4.092	1750	5.968	35°C	95°F	60%	-2°C; -18°C	+28.4°F; -0.4°F
L 1350	1625	4.48	1910	10.03	1200	4.092	1750	5.968	35°C	95°F	60%	-2°C; -18°C	+28.4°F; -0.4°F
L 1500	1625	4.48	1910	10.03	1200	4.092	1750	5.968	35°C	95°F	60%	-2°C; -18°C	+28.4°F; -0.4°F

		<b>CON MOTORE ENTRO 22 METRI</b> WITH CONDENSING UNIT WITHIN 22 METERS				TENSIONE E FREQUENZA / VOLTAGE AND FREQUENCY TRIFASE - V/Ph/Hz <b>400/3/50</b>					
---	--	---	--	--	--	---	--	--	--	--	--

MODELLO MODEL	POTENZA ASSORBITA CURRENT CONSUMPTION		RESA COOLING CAPACITY		CLASSE CLIMATICA CLIMATE CLASS			TEMPERATURA DI ESERCIZIO OPERATING TEMPERATURE	
	trifase 400/3/50		trifase 400/3/50		°C	°F	U.R. R.H.	°C	°F
	W	A	W/h -30°C	BTU/h -22°F					
BASE TONDA	1910	5.98	1580	5.387	35°C	95°F	60%	-2°C; -18°C	+28.4°F; -0.4°F
L 1350	1910	5.98	1580	5.387	35°C	95°F	60%	-2°C; -18°C	+28.4°F; -0.4°F
L 1500	1910	5.98	1580	5.387	35°C	95°F	60%	-2°C; -18°C	+28.4°F; -0.4°F